



EUROSCOPE

The pulse of the European public opinion

April 2026
HIGHLIGHTS



RESEARCH METHODOLOGY



Research Methodology



This survey has been **conducted online** through CAWI method (Computer Assisted Web Interview) on a sample representative of the European Union 18+ population.



The **total sample size is 5,386** complete interviews, distributed proportionally to the population of the 27 EU countries with a slight correction which allows to analyze the data on the pan-European level, with breakdowns for the 5 largest countries (Germany, France, Italy, Spain and Poland) and for 3 different areas: Eastern Europe, Northern Europe, Southern Europe. For each country proportional quotas were set for age and gender. Quotas were calculated regarding the most recent parameters provided by Eurostat.



Interviews were collected **between the 25th of March and 7th of April 2025**.



The report shows breakdowns by European political groups parties' voters and the following geographical areas:



- 1) Germany
- 2) France



- 3) CEE – Central and Eastern Countries (Baltic states, Poland, Czech R., Slovakia, Hungary, Romania, Bulgaria, Croatia, Slovenia)



- 4) Northern Countries (Sweden, Denmark, Finland, Belgium, Netherlands, Lux., Ireland, Austria)



- 5) Southern Countries (Spain, Italy, Portugal, Greece, Malta, Cyprus)



+ separate data for Italy, Spain and Poland.

For European political groups parties' voters, in each country, people were interviewed on voting choices on a national party basis and the results were recoded into European political groups

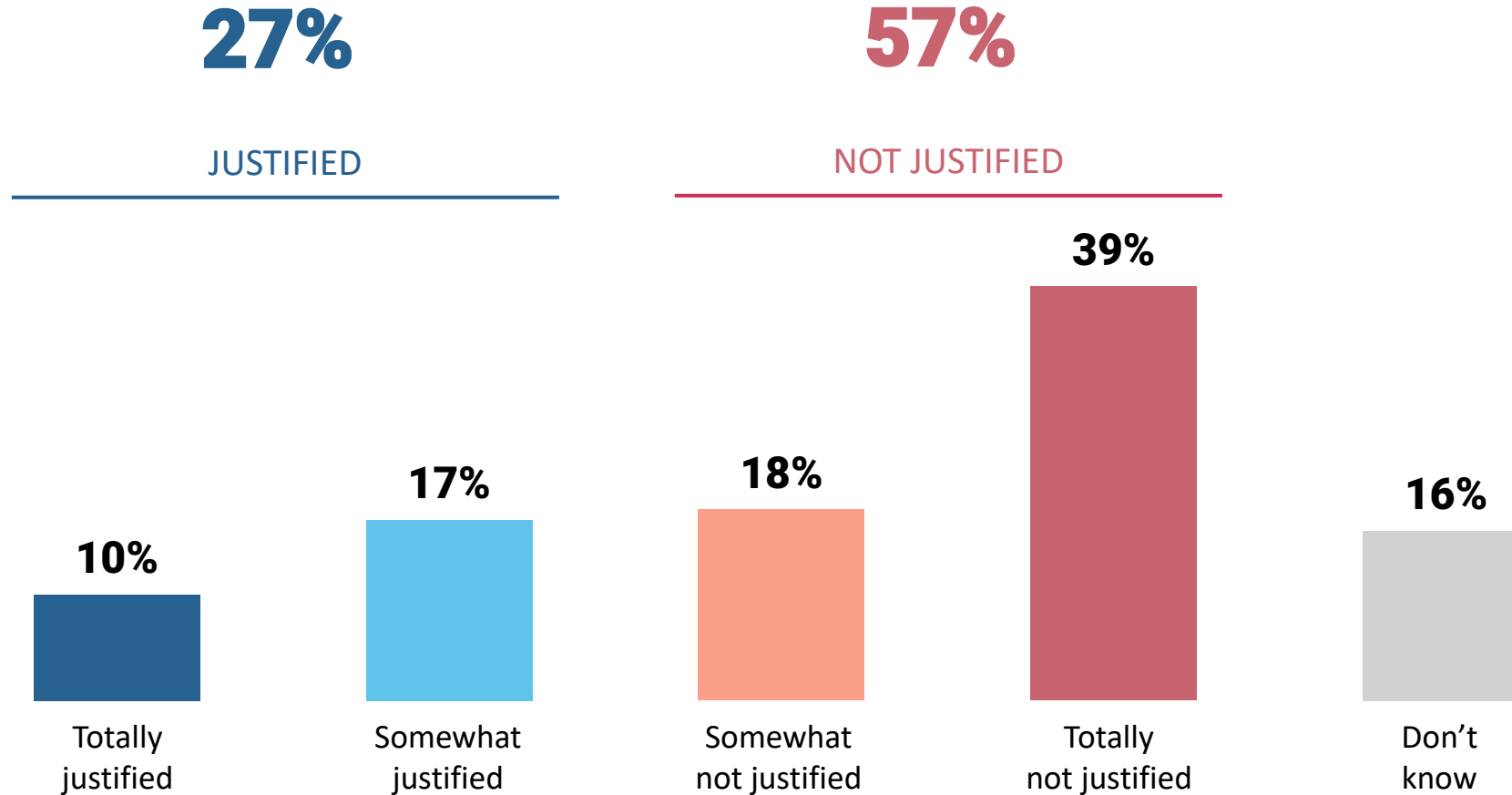
A large white number "1" centered within a bright yellow circle. The circle is set against a background of several concentric, semi-transparent blue circles of varying shades, creating a ripple effect. A thin white horizontal line is positioned to the left of the yellow circle.

International politics



Perception of military operations in Iran

All respondents: 5,386














Perception of military operations in Iran

All respondents: 5,386

Split according to geographical areas

	 EU27	 France	 Germany	 Italy	 Spain	 Poland	 Southern Europe	 CEE	 Northern Europe
Base:	5,386	674	866	590	557	632	1,405	1,351	1,090
TOTAL JUSTIFIED	27%	31%	33%	19%	20%	30%	20%	30%	30%
TOTAL NOT JUSTIFIED	57%	47%	51%	72%	69%	57%	70%	55%	55%
Don't know	16%	22%	16%	9%	11%	13%	10%	15%	15%



Perception of military operations in Iran

All respondents: 5,386

Split according to the vote for the European groups



EU27 GUE/NGL S&D Greens RE EPP ECR Patriots ESN Unaffiliated

Base: 5,386 421 735 370 415 766 370 562 296 461

TOTAL JUSTIFIED **27%** **16%** **21%** **17%** **41%** **34%** **41%** **41%** **43%** **23%**

TOTAL NOT JUSTIFIED **57%** **77%** **71%** **77%** **49%** **55%** **45%** **41%** **43%** **62%**

Don't know **16%** **7%** **8%** **6%** **10%** **11%** **14%** **18%** **14%** **15%**



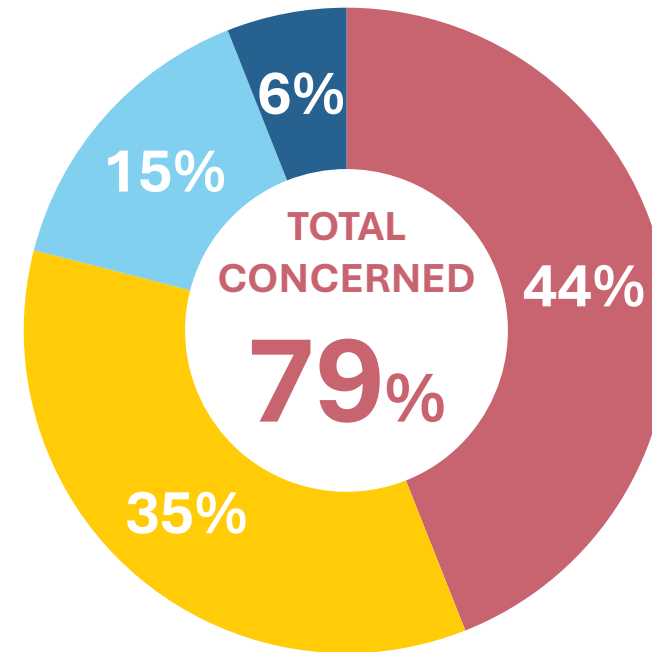
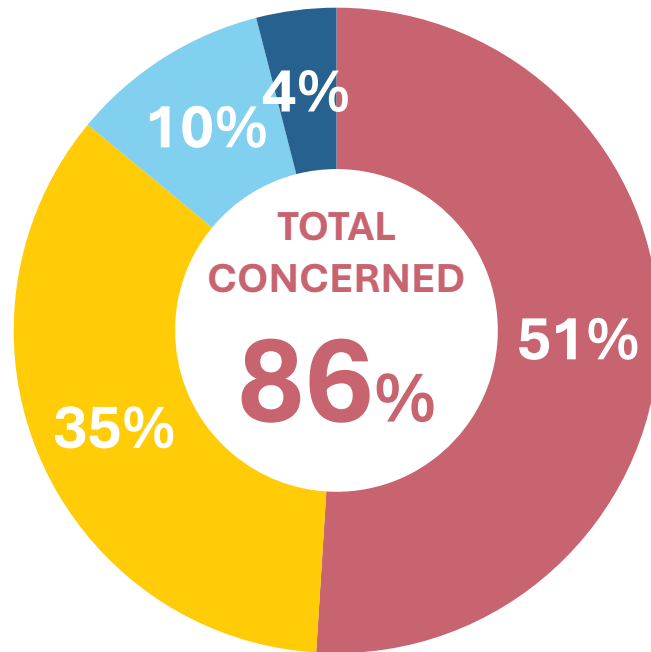
Concern about conflicts



All respondents: 5,386

...The war in Iran

...The war in Ukraine



● Very concerned

● Somewhat concerned

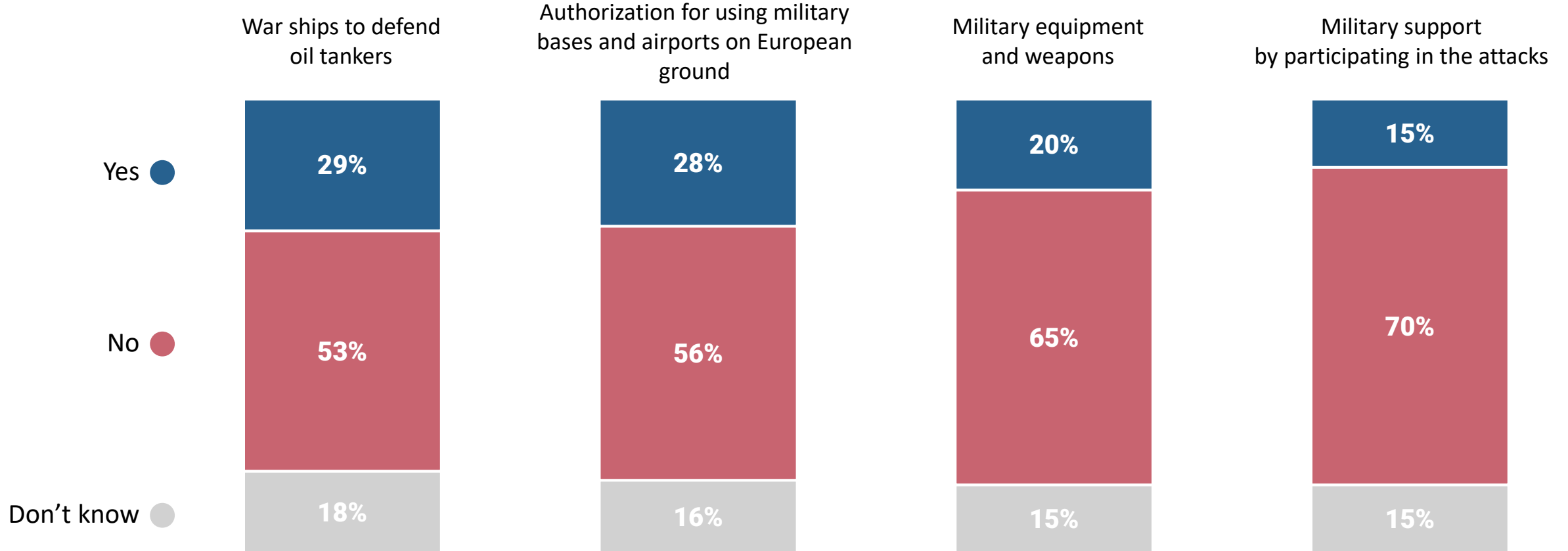
● Not really concerned

● Not at all concerned



Level of participation in US conflicts

All respondents: 5,386

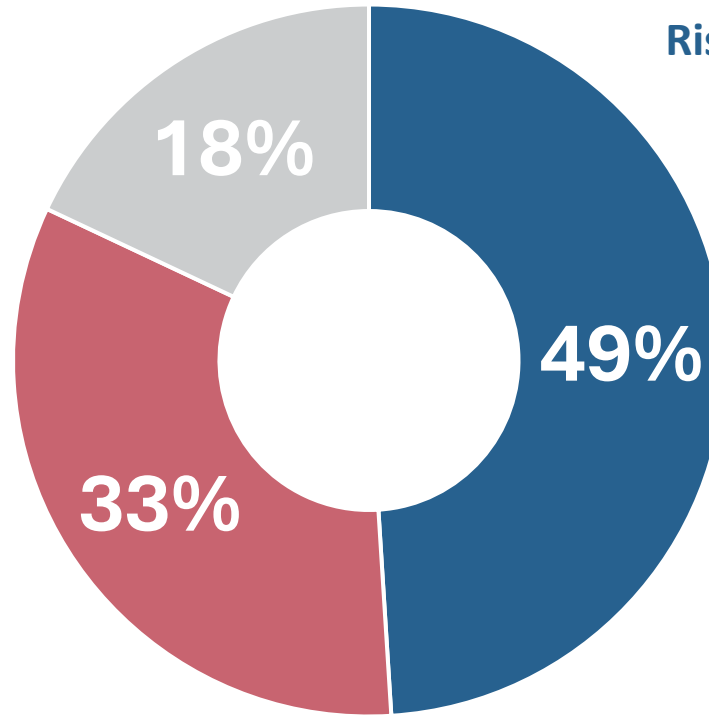




The strategy to address the energy crisis

All respondents: 5,386

The EU emission reduction policies should be weakened because they force factories and power plants to pay a carbon price for their pollution



Rising fossil fuel prices are a good reason to double down on climate action, favour renewable energy and preserve the EU emission reduction policies



The strategy to address the energy crisis

All respondents: 5,386

Split according to the vote for the European groups



EU27 GUE/NGL S&D Greens RE EPP ECR Patriots ESN Unaffiliated

Base: 5,386 421 735 370 415 766 370 562 296 461

Rising fossil fuel prices are a good reason to double down on climate action, favour renewable energy and preserve the EU emission reduction policies

49% **58%** **62%** **74%** **49%** **48%** **36%** **34%** **36%** **46%**

The EU emission reduction policies should be weakened because they force factories and power plants to pay a carbon price for their pollution

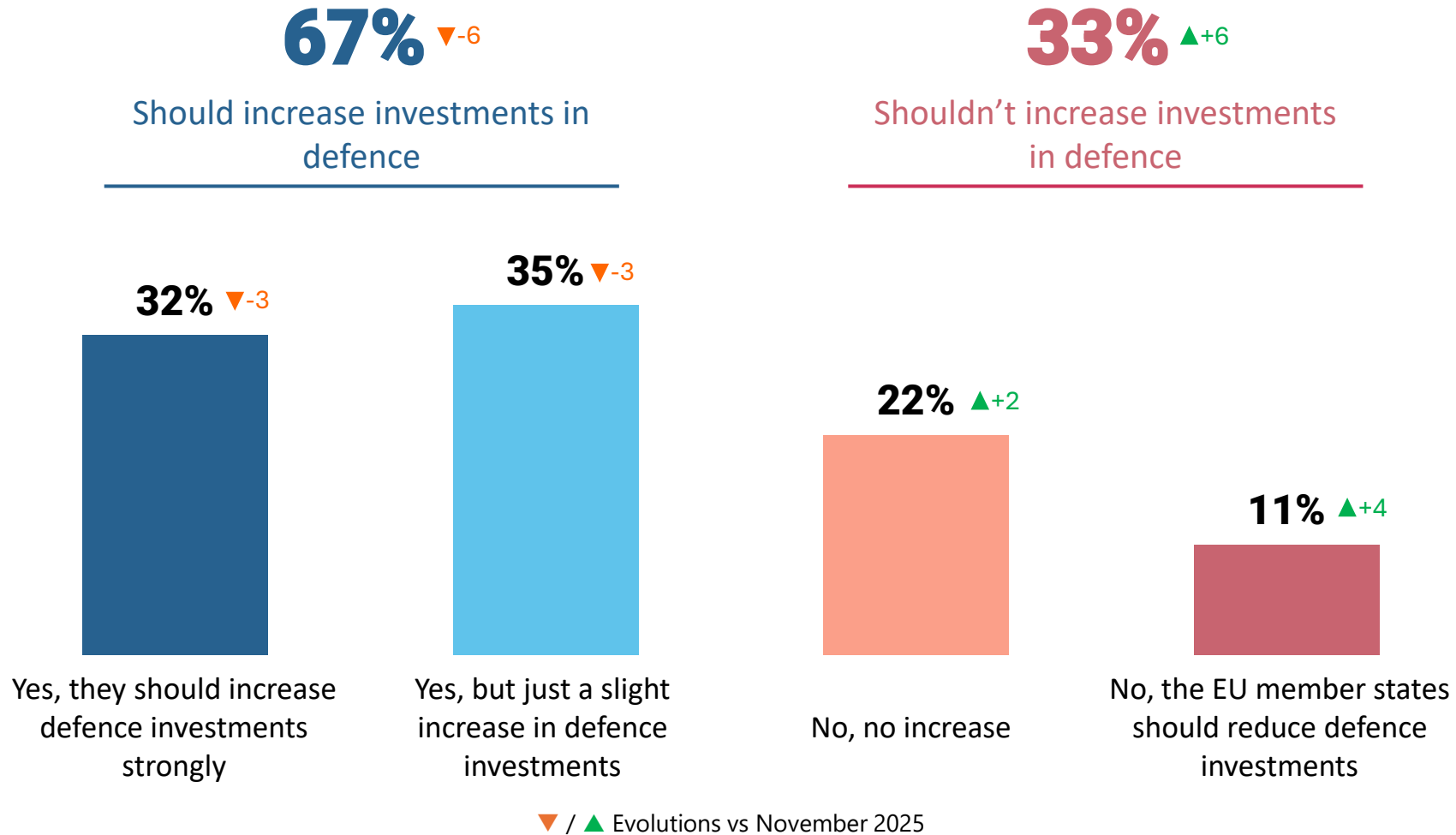
33% **26%** **24%** **15%** **38%** **36%** **49%** **50%** **47%** **36%**

Don't know **18%** **16%** **14%** **11%** **13%** **16%** **15%** **16%** **17%** **18%**



The increase of the defence budget by EU member states

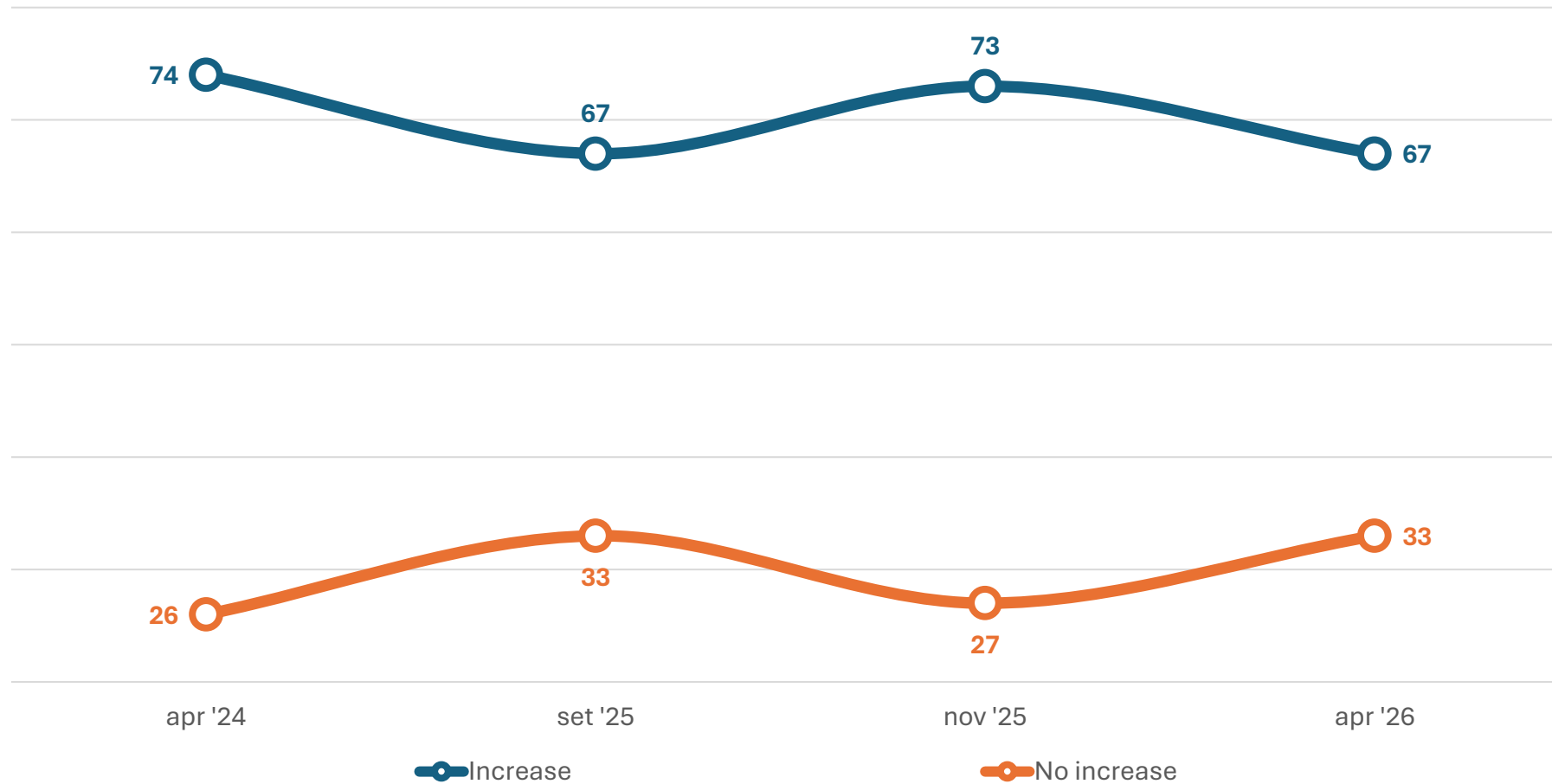
All respondents: 5,386





The increase of the defence budget by EU member states

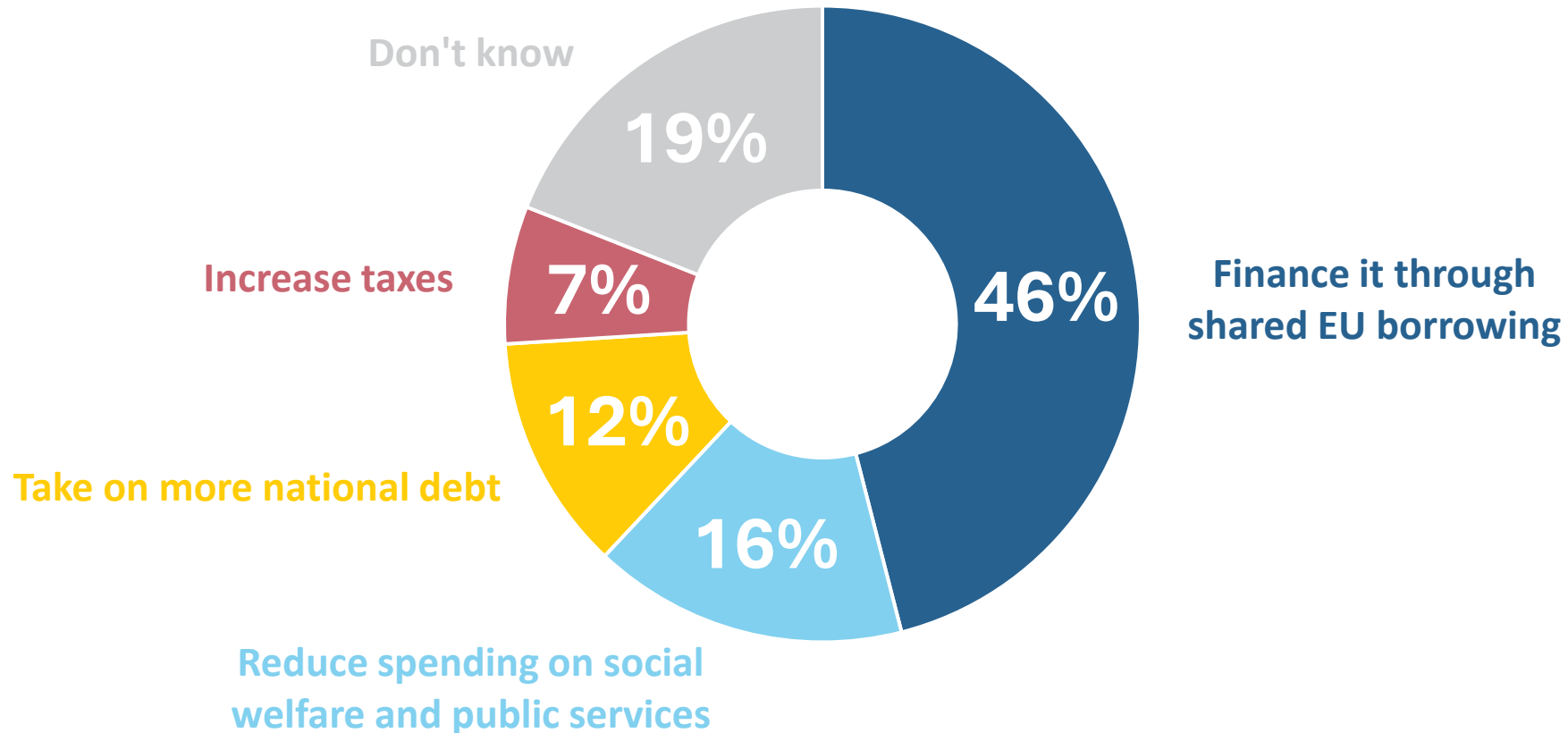
All respondents: 5,386





Perspectives on funding defence spending

All respondents: 5,386












Q. Over the next five years, if your country needed to significantly increase defence spending, which of the following trade-offs would you find most acceptable?



Perspectives on funding defence spending

All respondents: 5,386

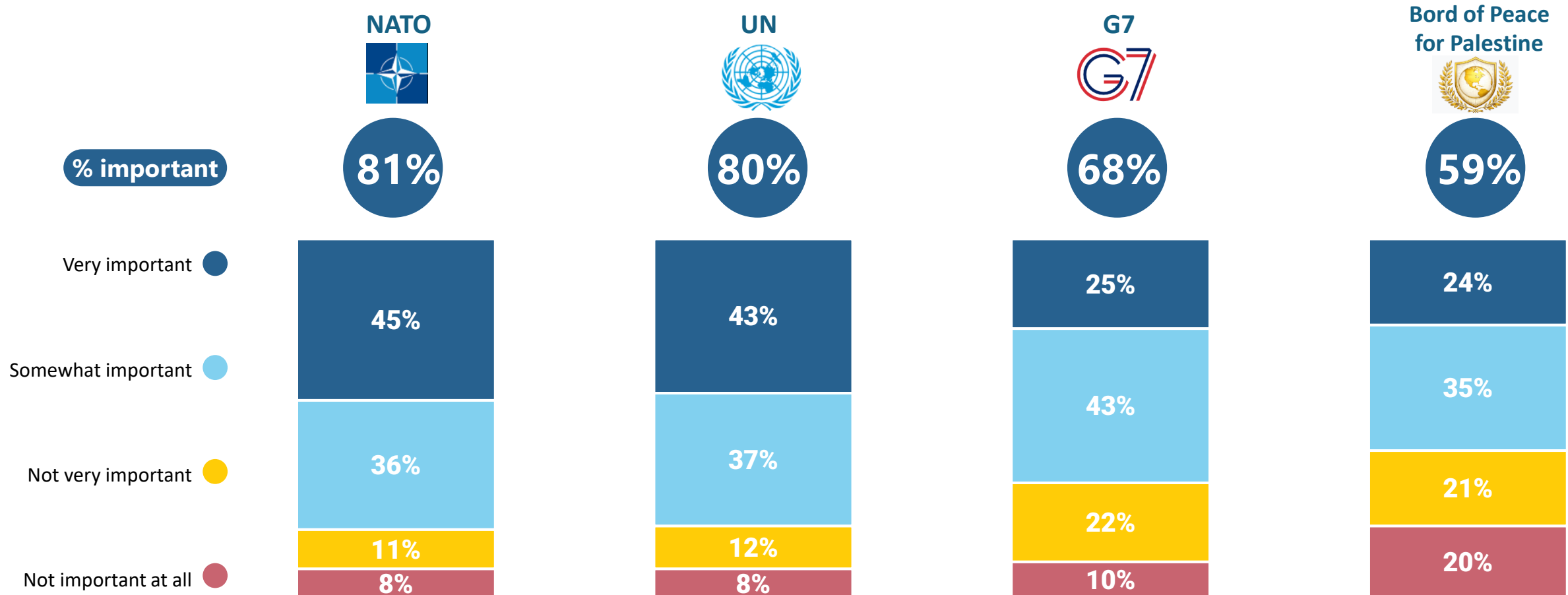
Split according to geographical areas

									
	EU27	France	Germany	Italy	Spain	Poland	Southern Europe	CEE	Northern Europe
Base:	5,386	674	866	590	557	632	1,405	1,351	1,090
Finance it through shared EU borrowing	46%	44%	34%	56%	57%	52%	57%	49%	41%
Reduce spending on social welfare and public services	16%	24%	20%	9%	13%	11%	11%	14%	16%
Take on more national debt	12%	6%	16%	8%	11%	12%	9%	12%	19%
Increase taxes	7%	5%	6%	5%	5%	8%	5%	8%	10%
Don't know	19%	21%	24%	22%	14%	17%	18%	17%	14%



Importance of preserving multilateral organizations

All respondents: 5,386












Q. How important do you think it is to preserve the power of multilateral organizations, namely:



Importance of preserving multilateral organizations

All respondents: 5,386

Split according to geographical areas

									
% important	EU27	France	Germany	Italy	Spain	Poland	Southern Europe	CEE	Northern Europe
Base:	5,386	674	866	590	557	632	1,405	1,351	1,090
NATO	81%	81%	79%	77%	79%	93%	78%	85%	86%
UN	80%	83%	75%	83%	80%	83%	83%	79%	81%
G7	68%	68%	65%	68%	65%	71%	66%	73%	68%
Board of Peace for Palestine	59%	59%	57%	44%	65%	63%	56%	64%	59%



Importance of preserving multilateral organizations

All respondents: 5,386

Split according to the vote for the European groups



% important

TOTAL EU27

GUE/NGL

S&D

Greens

RE

EPP

ECR

Patriots

ESN

Unaffiliated

Base:

5,386

421

735

370

415

766

370

562

296

461

NATO

81%

74%

86%

80%

89%

92%

87%

82%

63%

76%

UN

80%

90%

90%

86%

81%

85%

80%

76%

54%

78%

G7

68%

64%

78%

70%

75%

74%

71%

68%

52%

58%

Board of Peace for Palestine

59%

68%

66%

63%

55%

56%

60%

51%

47%

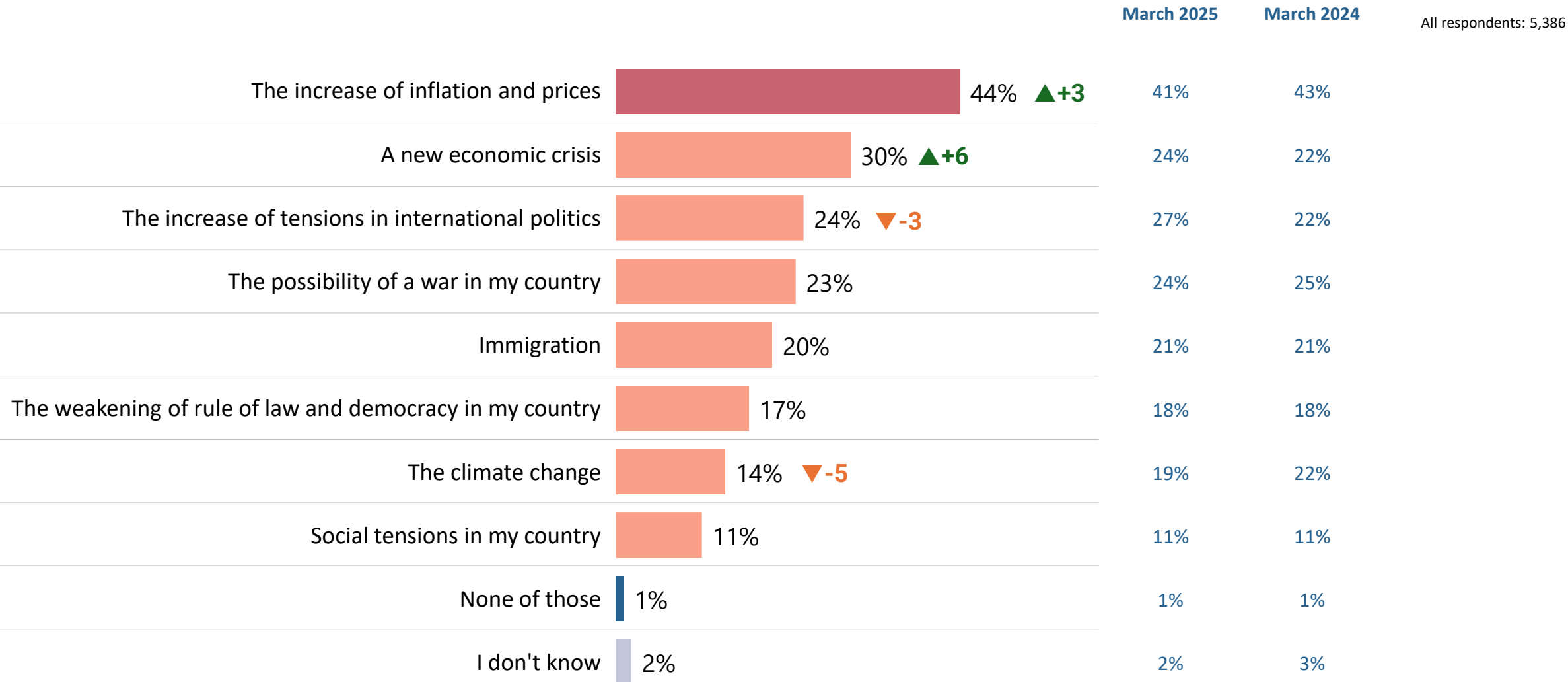
58%

A large white number "2" centered within a bright yellow circle. This circle is part of a series of concentric, semi-transparent blue circles that form a target-like pattern on the left side of the slide.

2 EU issues



The most worrying threats



Q. Among the following threats, which worries you the most in this period? *Up to two possible answers, total exceeding 100%*






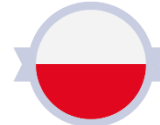



▼ / ▲ Evolutions vs March 2025



The most worrying threats

All respondents: 5,386

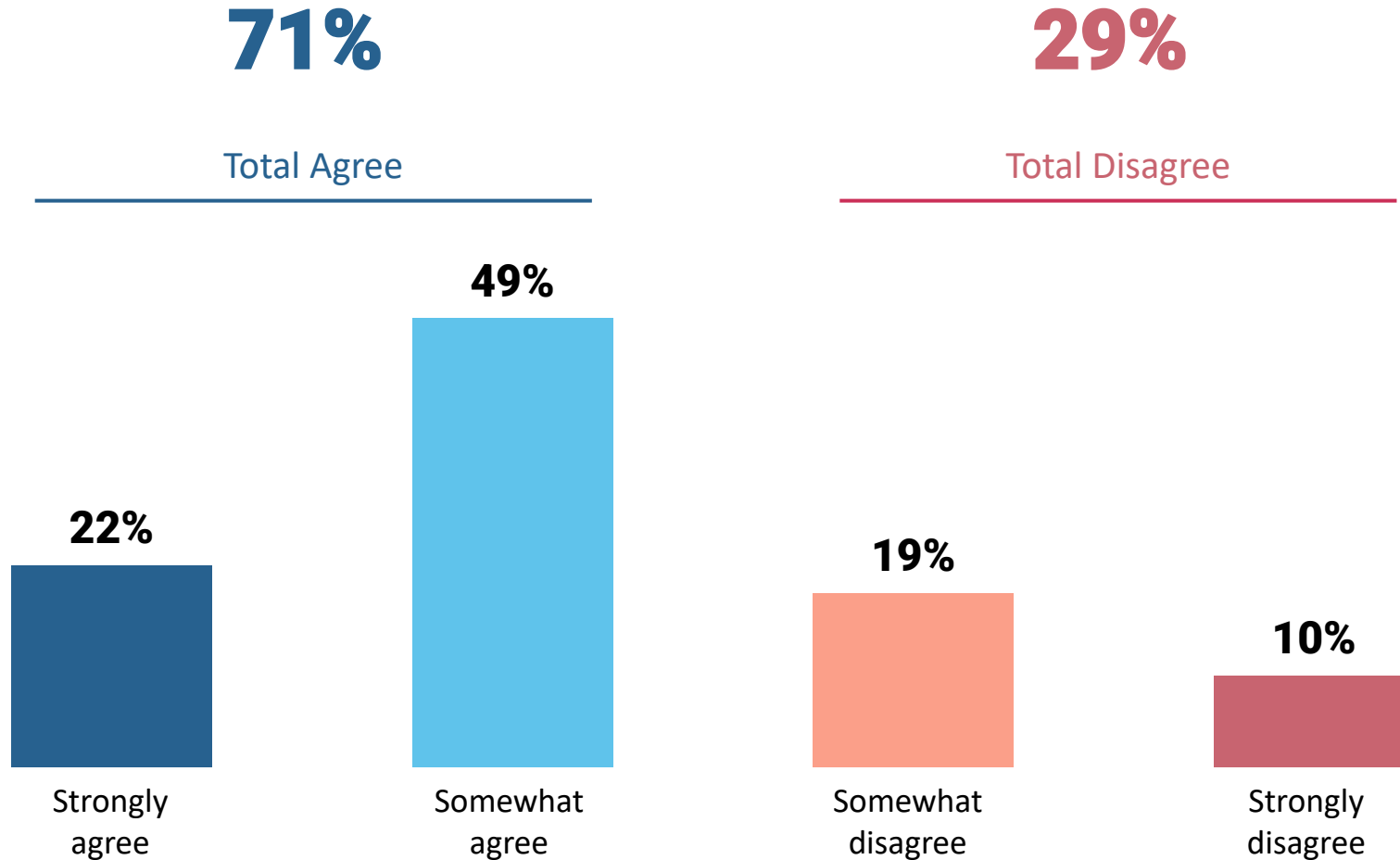
Split according to geographical areas

	 EU27 Base: 5,386	 France 674	 Germany 866	 Italy 590	 Spain 557	 Poland 632	 Southern Europe 1,405	 CEE 1,351	 Northern Europe 1,090
The increase of inflation and prices	44%	43%	38%	41%	42%	45%	44%	48%	46%
A new economic crisis	30%	26%	22%	38%	34%	25%	38%	31%	29%
The increase of tensions in international politics	24%	25%	20%	31%	23%	27%	27%	23%	23%
The possibility of a war in my country	23%	17%	25%	18%	27%	37%	21%	31%	20%
Immigration	20%	21%	26%	14%	18%	20%	16%	14%	26%
The weakening of rule of law and democracy in my country	17%	17%	17%	24%	17%	14%	21%	16%	10%
The climate change	14%	18%	15%	13%	13%	8%	13%	8%	16%
Social tensions in my country	11%	14%	13%	5%	10%	11%	7%	11%	10%



Abandoning unanimity in the EU decision process

All respondents: 5,386

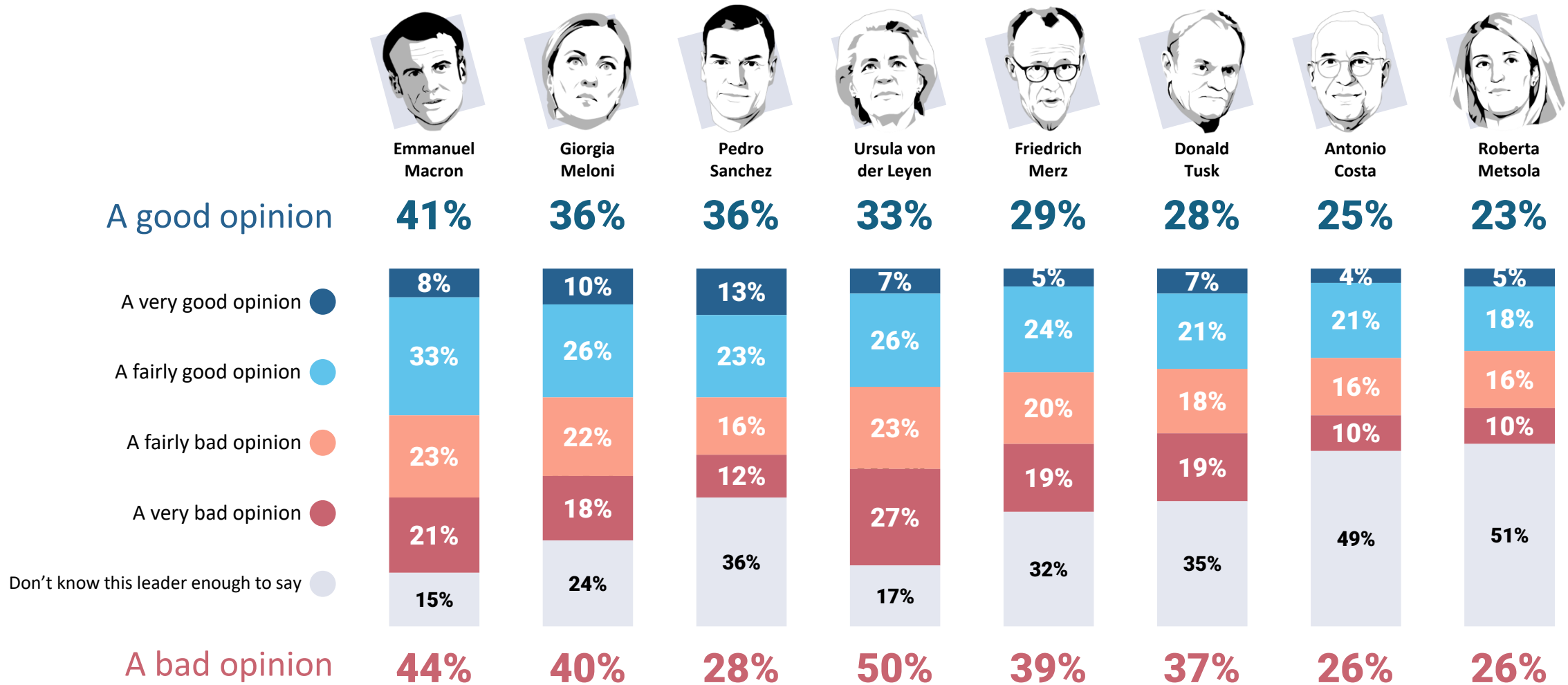


Q. Some say that in the future the European Union should abandon the approach by which decisions in the Union need to be unanimous and shift toward an approach of mobile coalitions of countries that agree on specific topics. Would you agree or disagree with such a proposal?



Opinions on leading political figures in Europe

All respondents: 5,386





Opinions on leading political figures in Europe – Time series

All respondents: 5,386

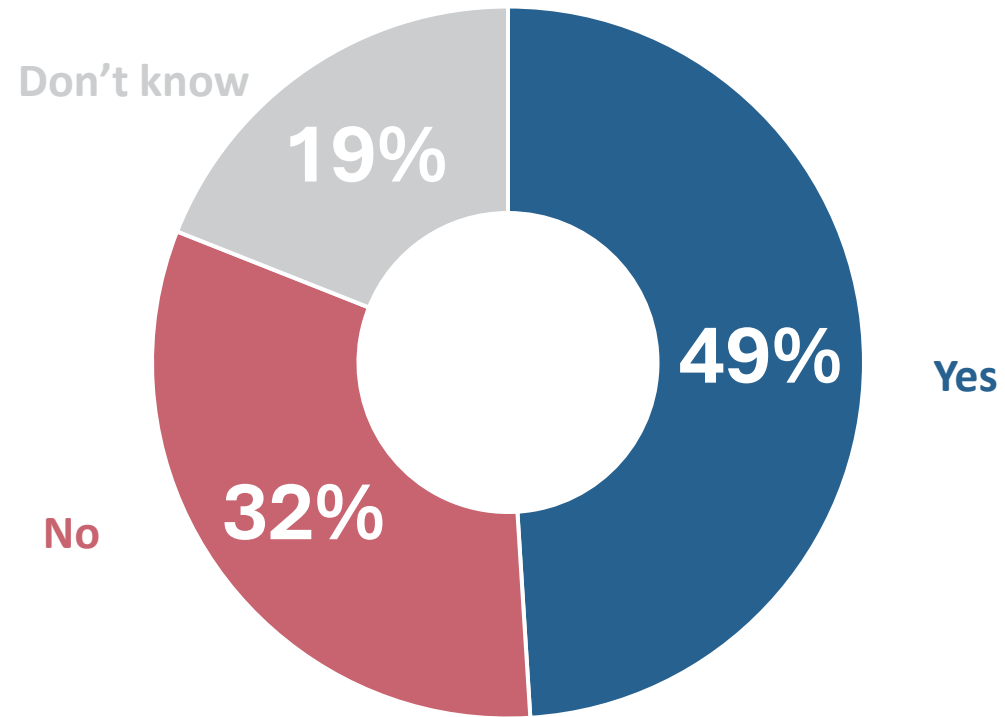
Approval index*	Pedro Sanchez	Antonio Costa	Emmanuel Macron	Roberta Metsola	Giorgia Meloni	Donald Tusk	Friedrich Merz	Ursula von der Leyen
May '25	+12	+11	+10	+9	+7	+5	+4	0
Sept '25	+6	+9	-4	0	+4	-2	+2	-9
Nov '25	+2	-1	-11	0	+3	-7	-7	-11
Feb '26	+4	+4	+7	+1	+7	-3	+4	-5
Mar '26	+8	-1	-3	-3	-4	-9	-10	-17
Difference (Mar '26 - Feb '26)	+4	-5	-10	-4	-11	-6	-14	-12

* Approval index = % of good opinions - % of bad opinions



Import of Russian gas after the end of the war

All respondents: 5,386
























Import of Russian gas after the end of the war

All respondents: 5,386

Split according to geographical areas

									
	EU27	France	Germany	Italy	Spain	Poland	Southern Europe	CEE	Northern Europe
Base:	5,386	674	866	590	557	632	1,405	1,351	1,090
Yes	49%	44%	50%	58%	49%	32%	54%	48%	43%
No	32%	32%	32%	23%	30%	49%	27%	36%	37%
I don't know	19%	24%	18%	19%	21%	19%	19%	16%	20%

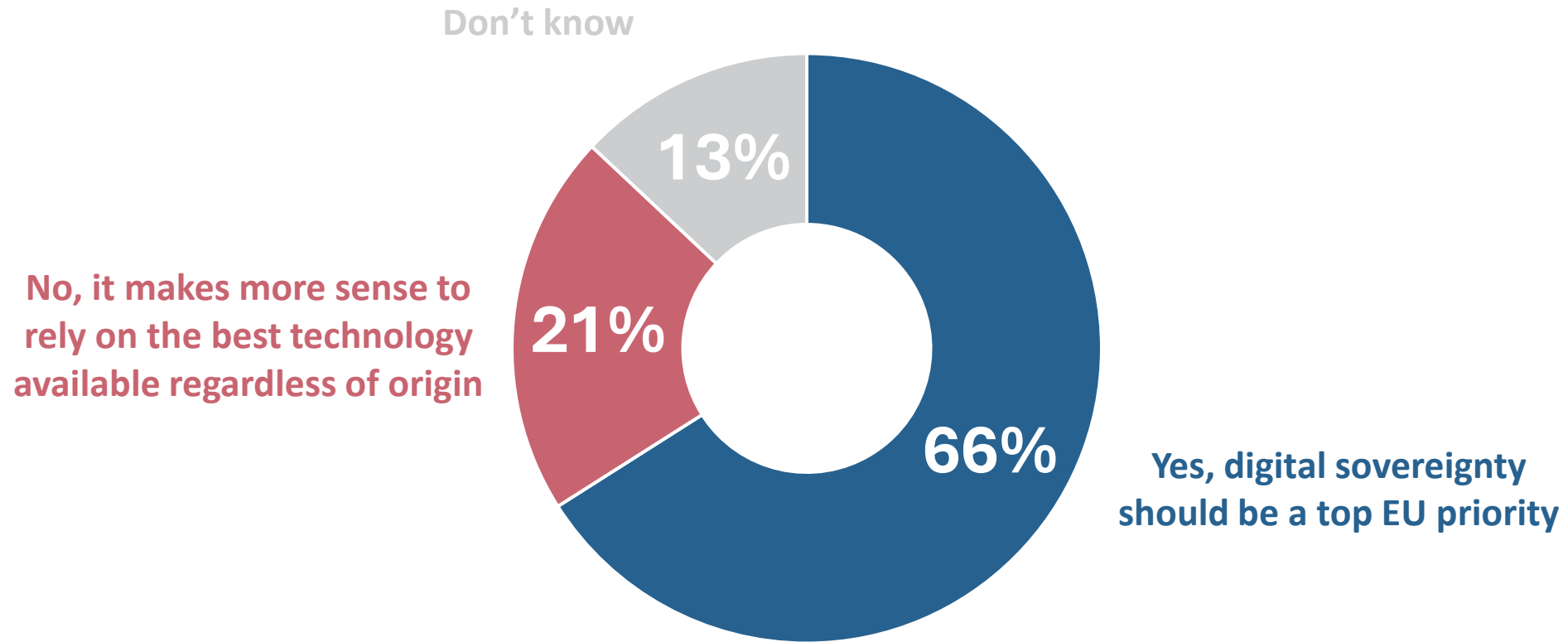
Split according to the vote for the European groups

										
	EU27	GUE/NGL	S&D	Greens	RE	EPP	ECR	Patriots	ESN	Unaffiliated
Base:	5,386	421	735	370	415	766	370	562	296	461
Yes	49%	55%	47%	38%	42%	42%	54%	57%	78%	49%
No	32%	30%	37%	42%	45%	40%	30%	27%	15%	28%
I don't know	19%	15%	16%	20%	13%	18%	16%	16%	7%	23%



Independence of European digital infrastructure

All respondents: 5,386
























Independence of European digital infrastructure

All respondents: 5,386

Split according to geographical areas

									
	EU27	France	Germany	Italy	Spain	Poland	Southern Europe	CEE	Northern Europe
Base:	5,386	674	866	590	557	632	1,405	1,351	1,090
Yes, digital sovereignty should be a top EU priority	66%	67%	60%	70%	67%	67%	70%	65%	67%
No, it makes more sense to rely on the best technology available regardless of origin	21%	18%	25%	14%	21%	22%	17%	25%	21%
Don't know	13%	15%	15%	16%	12%	11%	13%	10%	12%

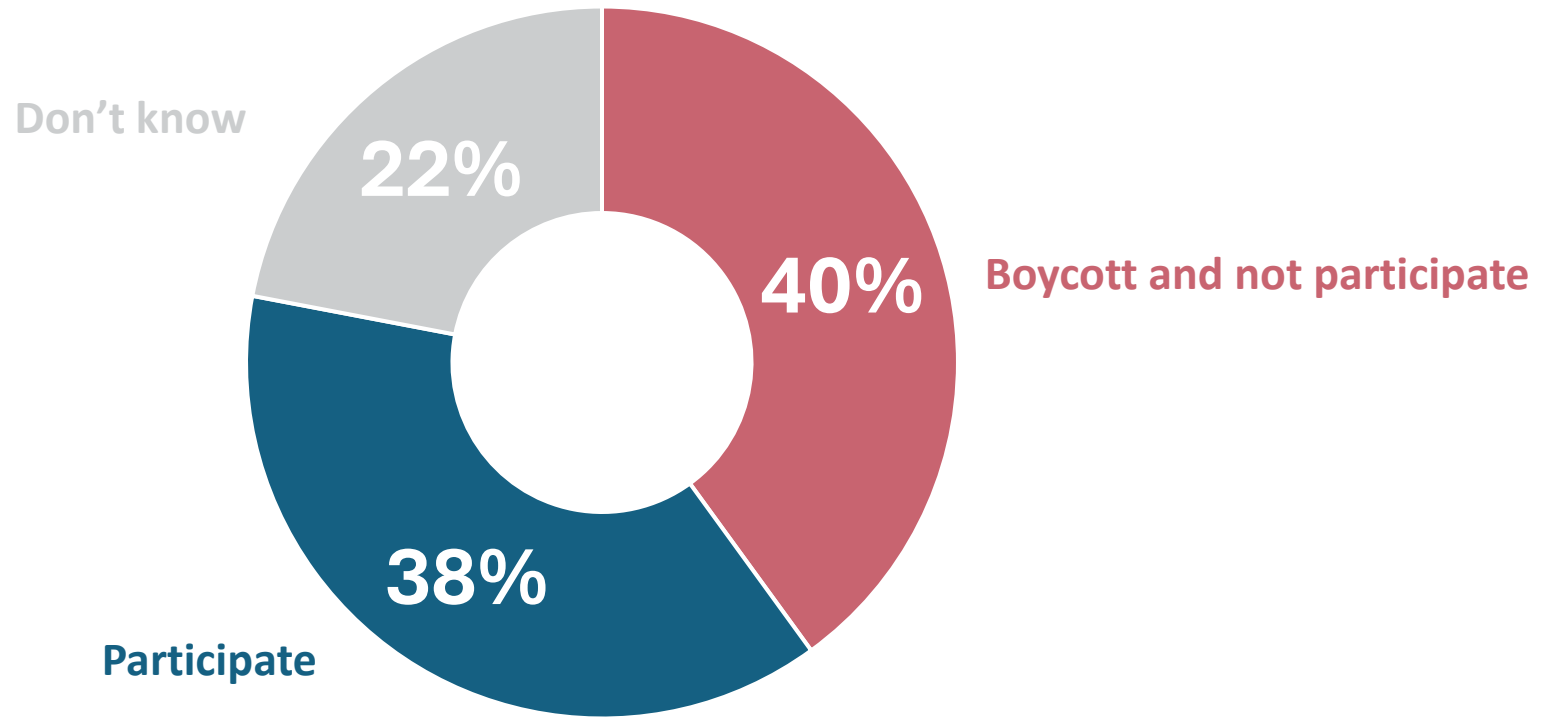
Split according to the vote for the European groups

										
	EU27	GUE/NGL	S&D	Greens	RE	EPP	ECR	Patriots	ESN	Unaffiliated
Base:	5,386	421	735	370	415	766	370	562	296	461
Yes, digital sovereignty should be a top EU priority	66%	71%	76%	75%	77%	72%	56%	58%	49%	64%
No, it makes more sense to rely on the best technology available regardless of origin	21%	21%	15%	16%	17%	18%	32%	28%	37%	23%
Don't know	13%	8%	9%	9%	6%	10%	12%	14%	14%	13%



The option of boycotting the Eurovision song contest

All respondents: 5,386



Q. Some countries have announced that if Israel participates in the Eurovision song contest, they will boycott it and will not participate themselves. If Israel was to participate in the Eurovision song contest, do you think that your country should...

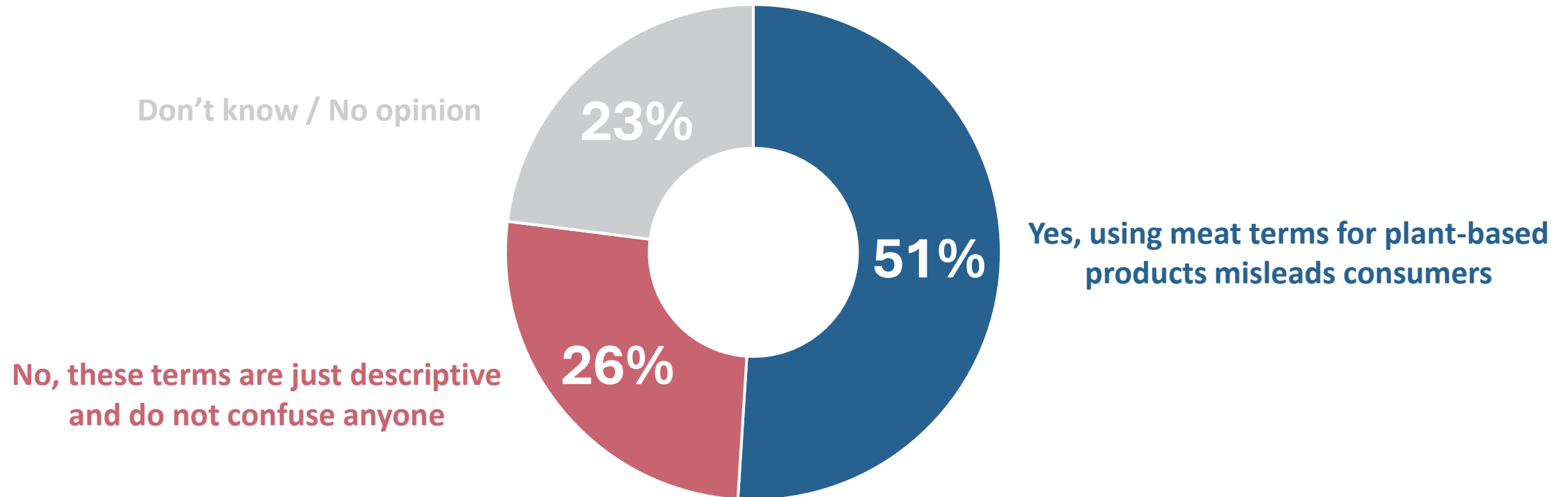
A decorative background on the left side of the slide consisting of several concentric circles in various shades of blue, centered around a yellow circle containing the number 3.

3 Market issues



Restriction of meat related terms on plant-based products

All respondents: 5,386
























Restriction of meat related terms on plant-based products

All respondents: 5,386

Split according to geographical areas

									
	EU27	France	Germany	Italy	Spain	Poland	Southern Europe	CEE	Northern Europe
Base:	5,386	674	866	590	557	632	1,405	1,351	1,090
Yes, using meat terms for plant-based products misleads consumers	51%	64%	44%	53%	55%	53%	54%	49%	49%
No, these terms are just descriptive and do not confuse anyone	26%	16%	30%	25%	24%	23%	24%	28%	27%
Don't know / No opinion	23%	20%	26%	22%	21%	24%	22%	23%	24%

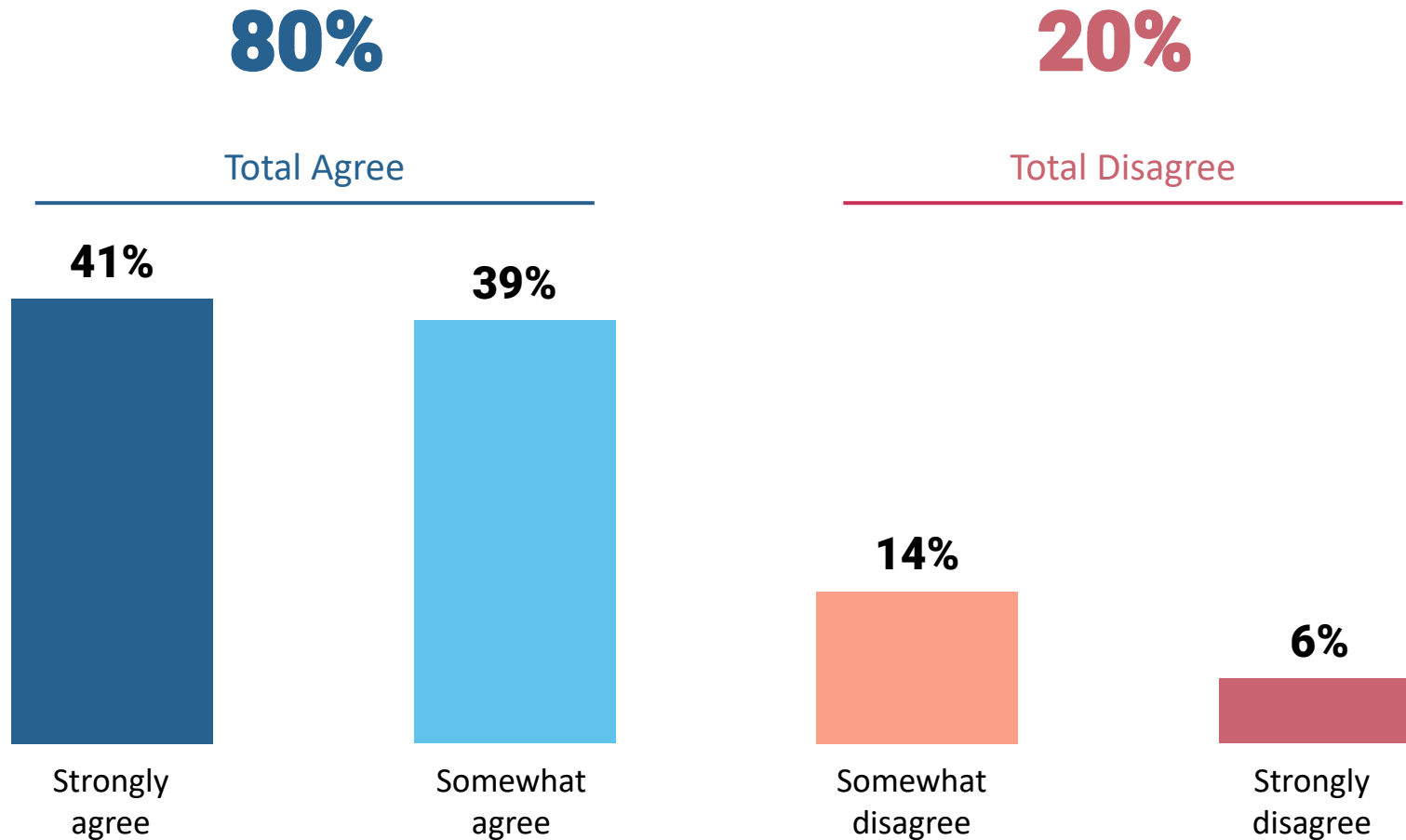
Split according to the vote for the European groups

										
	EU27	GUE/NGL	S&D	Greens	RE	EPP	ECR	Patriots	ESN	Unaffiliated
Base:	5,386	421	735	370	415	766	370	562	296	461
Yes, using meat terms for plant-based products misleads consumers	51%	49%	53%	50%	55%	58%	58%	56%	47%	47%
No, these terms are just descriptive and do not confuse anyone	26%	33%	27%	33%	21%	22%	22%	27%	27%	26%
Don't know / No opinion	23%	18%	20%	17%	24%	20%	20%	17%	26%	27%



Imposing age limitations to the use of social media

All respondents: 5,386

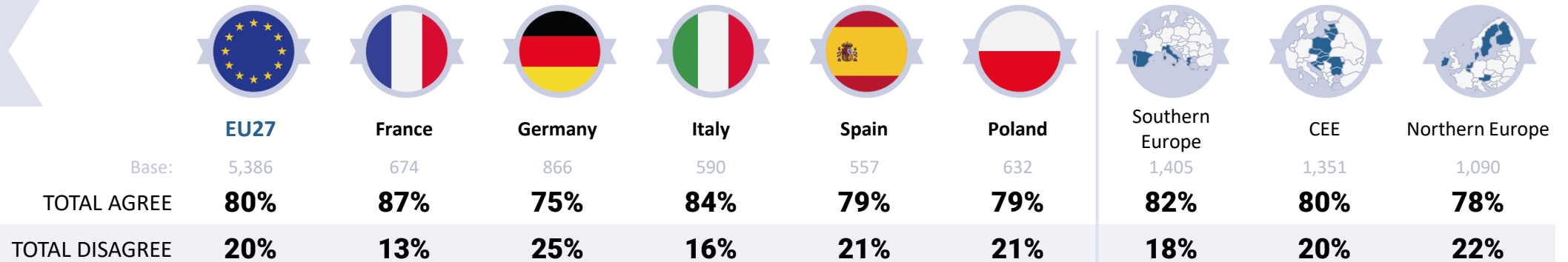




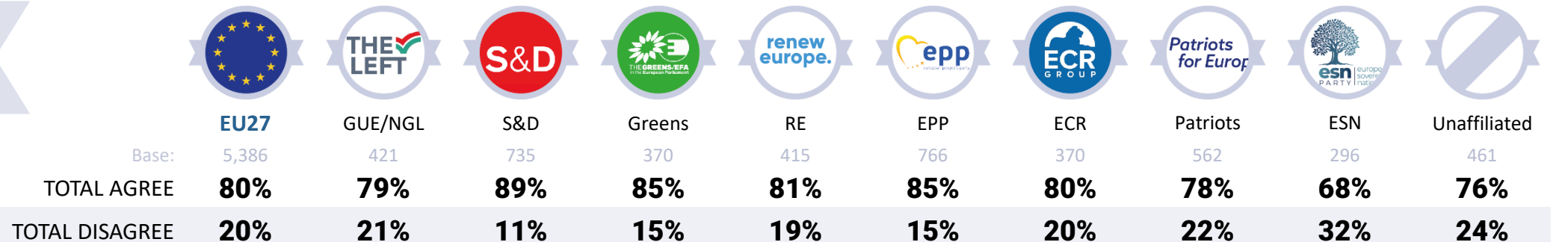
Imposing age limitations to the use of social media

All respondents: 5,386

Split according to geographical areas



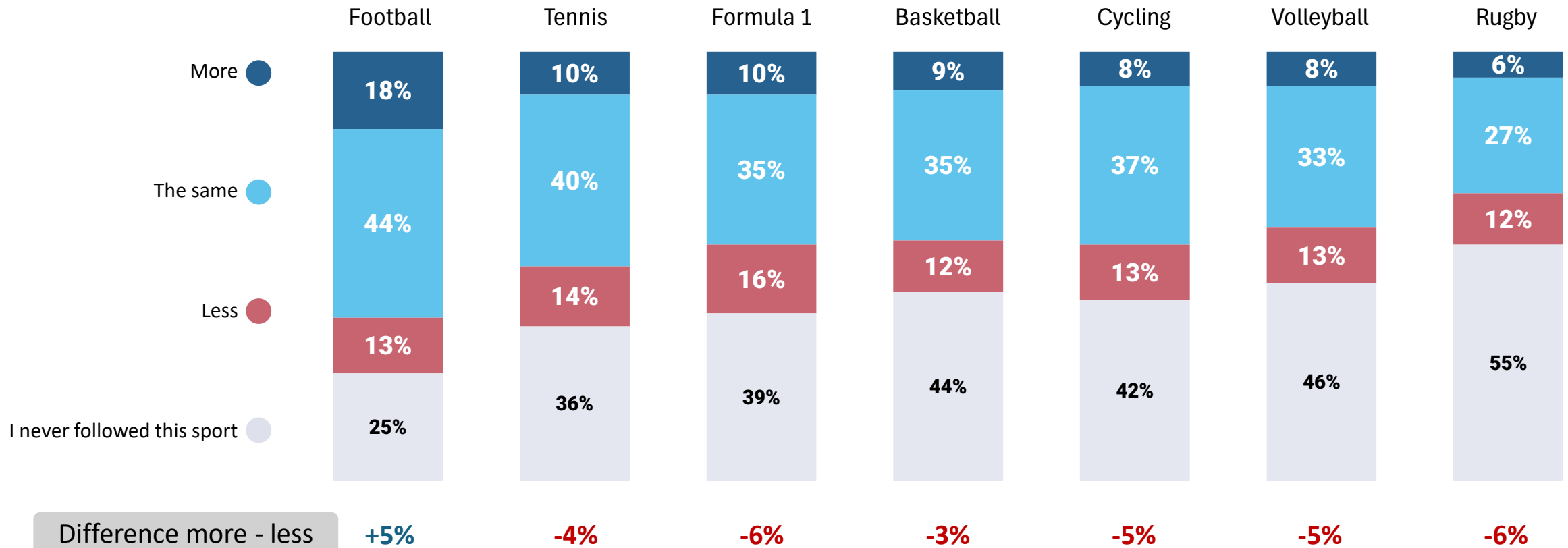
Split according to the vote for the European groups





The propensity to follow sports in the coming years

All respondents: 5,386














The propensity to follow sports in the coming years

All respondents: 5,386

Split according to geographical areas

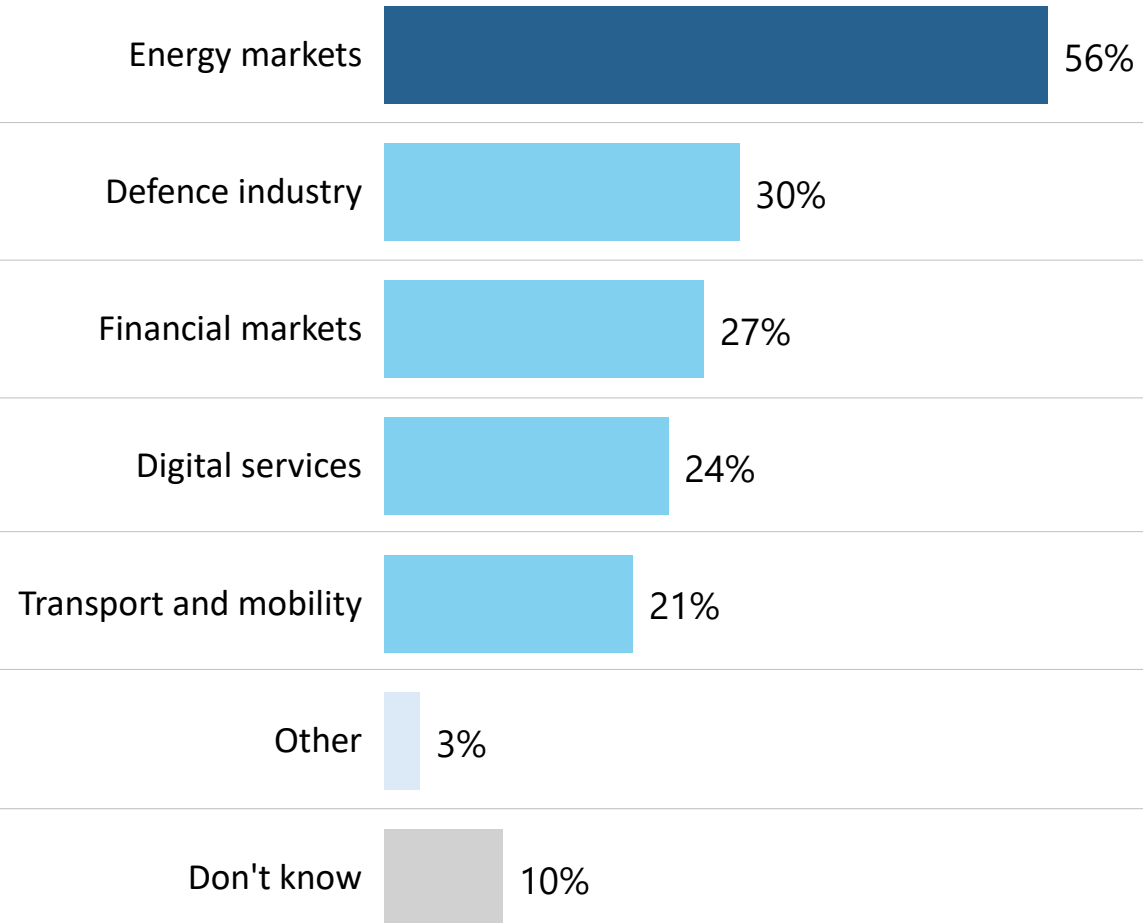
Difference “more” – “less”

									
	EU27	France	Germany	Italy	Spain	Poland	Southern Europe	CEE	Northern Europe
Base:	5,386	674	866	590	557	632	1,405	1,351	1,090
Football	+5%	-1%	+9%	-13%	+22%	+13%	+4%	+10%	+7%
Tennis	-4%	-7%	-10%	+4%	+9%	+5%	+5%	-1%	-8%
Formula 1	-6%	-7%	-12%	-13%	+8%	-6%	-3%	-6%	-5%
Basketball	-3%	-3%	-5%	-4%	+5%	-6%	0%	-6%	-5%
Cycling	-5%	-3%	-10%	-7%	0%	-2%	-4%	-6%	-3%
Volleyball	-5%	-3%	-10%	0%	-8%	+9%	-4%	-2%	-7%
Rugby	-6%	+4%	-8%	-2%	-6%	-8%	-5%	-11%	-7%



Areas in which the single market should be strengthened

All respondents: 5,386






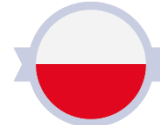







Areas in which the single market should be strengthened

All respondents: 5,386

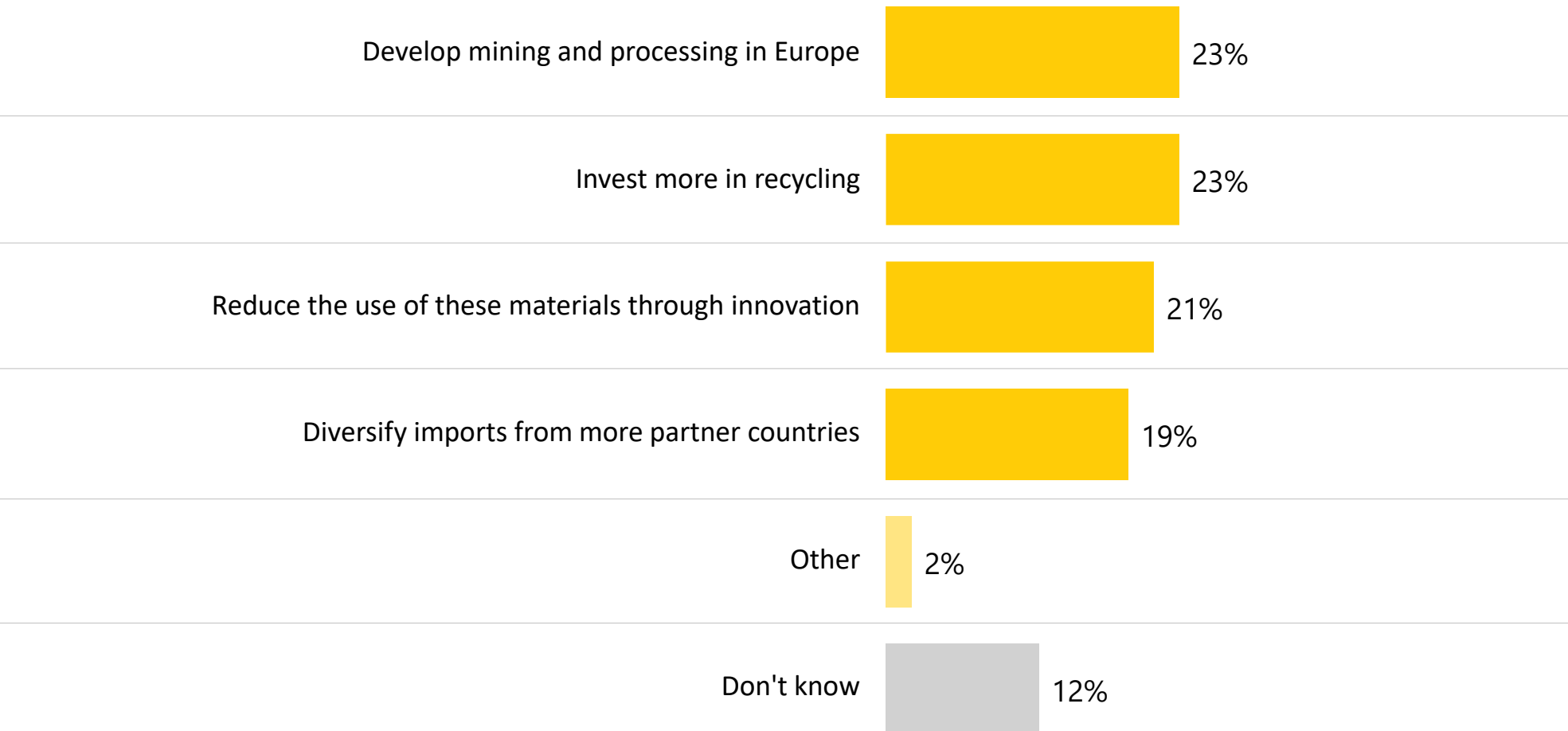
Split according to geographical areas

	 EU27	 France	 Germany	 Italy	 Spain	 Poland	 Southern Europe	 CEE	 Northern Europe
Base:	5,386	674	866	590	557	632	1,405	1,351	1,090
Energy markets	56%	49%	48%	63%	62%	59%	63%	59%	54%
Defence industry	30%	34%	25%	16%	26%	53%	22%	39%	34%
Financial markets	27%	19%	31%	17%	37%	19%	26%	31%	30%
Digital services	24%	26%	21%	35%	23%	18%	29%	18%	24%
Transport and mobility	21%	20%	23%	28%	20%	20%	24%	19%	19%
Other	3%	3%	4%	2%	3%	1%	3%	2%	3%
Don't know	10%	17%	12%	10%	5%	7%	7%	6%	8%



Policies for granting access to critical raw materials

All respondents: 5,386






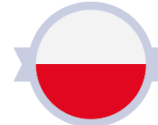







Policies for granting access to critical raw materials

All respondents: 5,386

Split according to geographical areas

	 EU27	 France	 Germany	 Italy	 Spain	 Poland	 Southern Europe	 CEE	 Northern Europe
Base:	5,386	674	866	590	557	632	1,405	1,351	1,090
Develop mining and processing in Europe	23%	22%	22%	19%	25%	37%	22%	30%	19%
Invest more in recycling	23%	22%	26%	21%	18%	13%	20%	22%	26%
Reduce the use of these materials through innovation	21%	21%	19%	24%	27%	18%	25%	16%	21%
Diversify imports from more partner countries	19%	17%	18%	21%	20%	21%	20%	21%	19%
Other	2%	1%	3%	0%	1%	0%	2%	2%	2%
Don't know	12%	17%	12%	15%	9%	11%	11%	9%	13%



Policies for granting access to critical raw materials

All respondents: 5,386

Split according to the vote for the European groups











	 EU27	 GUE/NGL	 S&D	 Greens	 RE	 EPP	 ECR	 Patriots	 ESN	 Unaffiliated
Base:	5,386	421	735	370	415	766	370	562	296	461
Develop mining and processing in Europe	23%	17%	22%	12%	22%	27%	36%	27%	28%	25%
Invest more in recycling	23%	27%	23%	35%	26%	19%	19%	22%	20%	20%
Reduce the use of these materials through innovation	21%	23%	25%	28%	20%	22%	15%	19%	19%	20%
Diversify imports from more partner countries	19%	23%	20%	18%	23%	22%	21%	19%	20%	19%
Other	2%	0%	1%	1%	0%	1%	1%	3%	3%	4%
Don't know	12%	10%	9%	6%	9%	9%	8%	10%	10%	12%



Photo by christian-lue on Unplash



Polling Europe is an innovative research firm born from the esteemed collaboration of SWG and OpinionWay, two premier market and social research entities from Italy and France.

Located in the heart of Brussels, Polling Europe specializes in conducting comprehensive public affairs surveys and opinion polls, delving into the nuanced landscape of EU public opinion.

Our expertise spans both ad hoc research endeavors and meticulously crafted multi-client surveys, providing quick and cost-effective insights into European public opinion.

With a commitment to excellence and a dedication to unveiling Europeans dynamic socio-political climate, Polling Europe will be a trusted partner in answering your questions regarding the future of Europe.

Office

Square de Meeûs 35
1000 Brussels
Belgium

Rado Fonda

Deputy Managing Director – Head of Research
rado@pollingeurope.eu

Bruno Jeanbart

Deputy Managing Director – Head of Research
bruno@pollingeurope.eu



BRUSSELS

Square de Meeûs 35

1000 Brussels

info@pollingeurope.eu

**Polling Europe is registered in the EU Transparency Register
and fully complies with all transparency standards set
by the European institutions (n. 320354092687-88).**